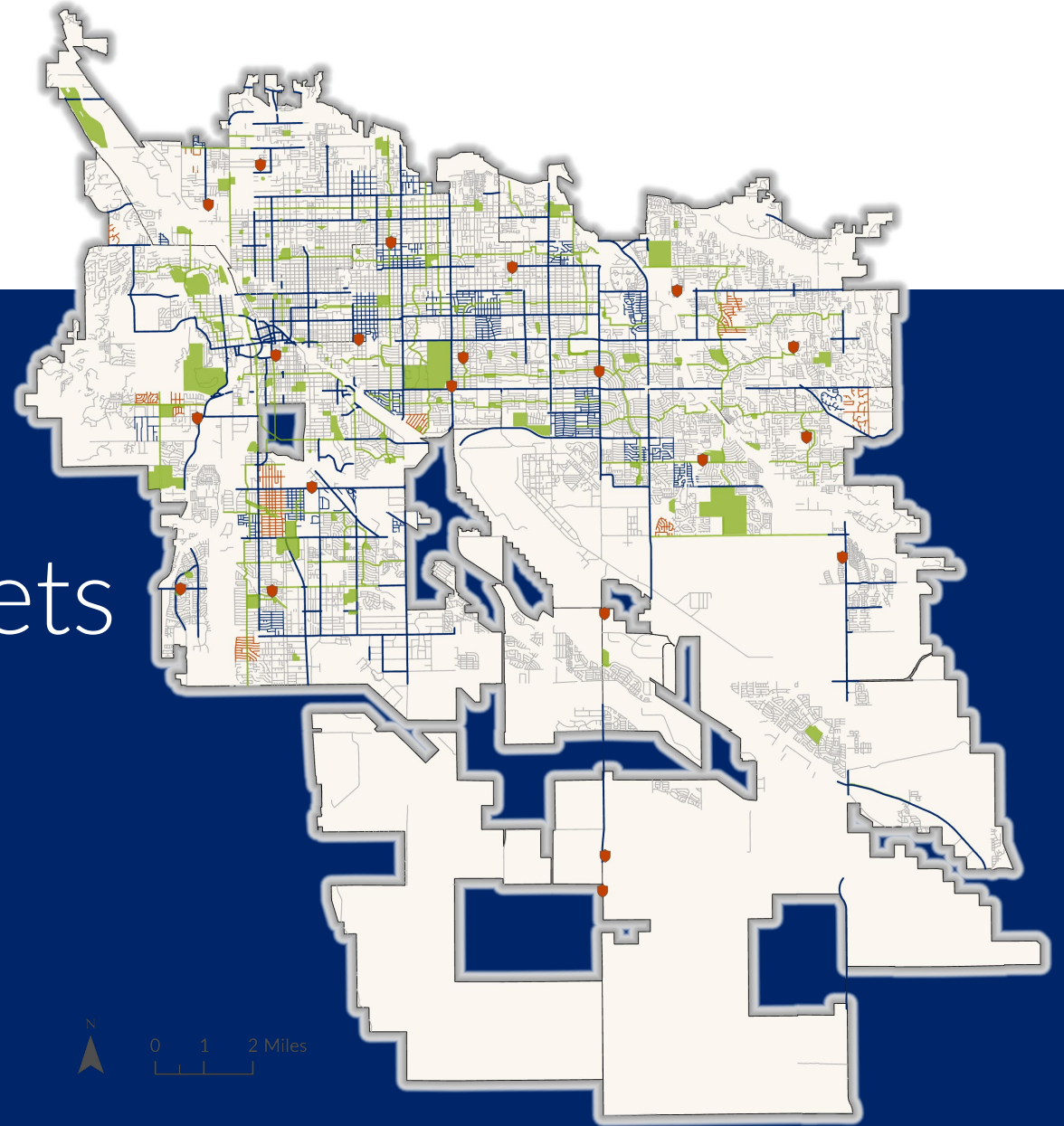


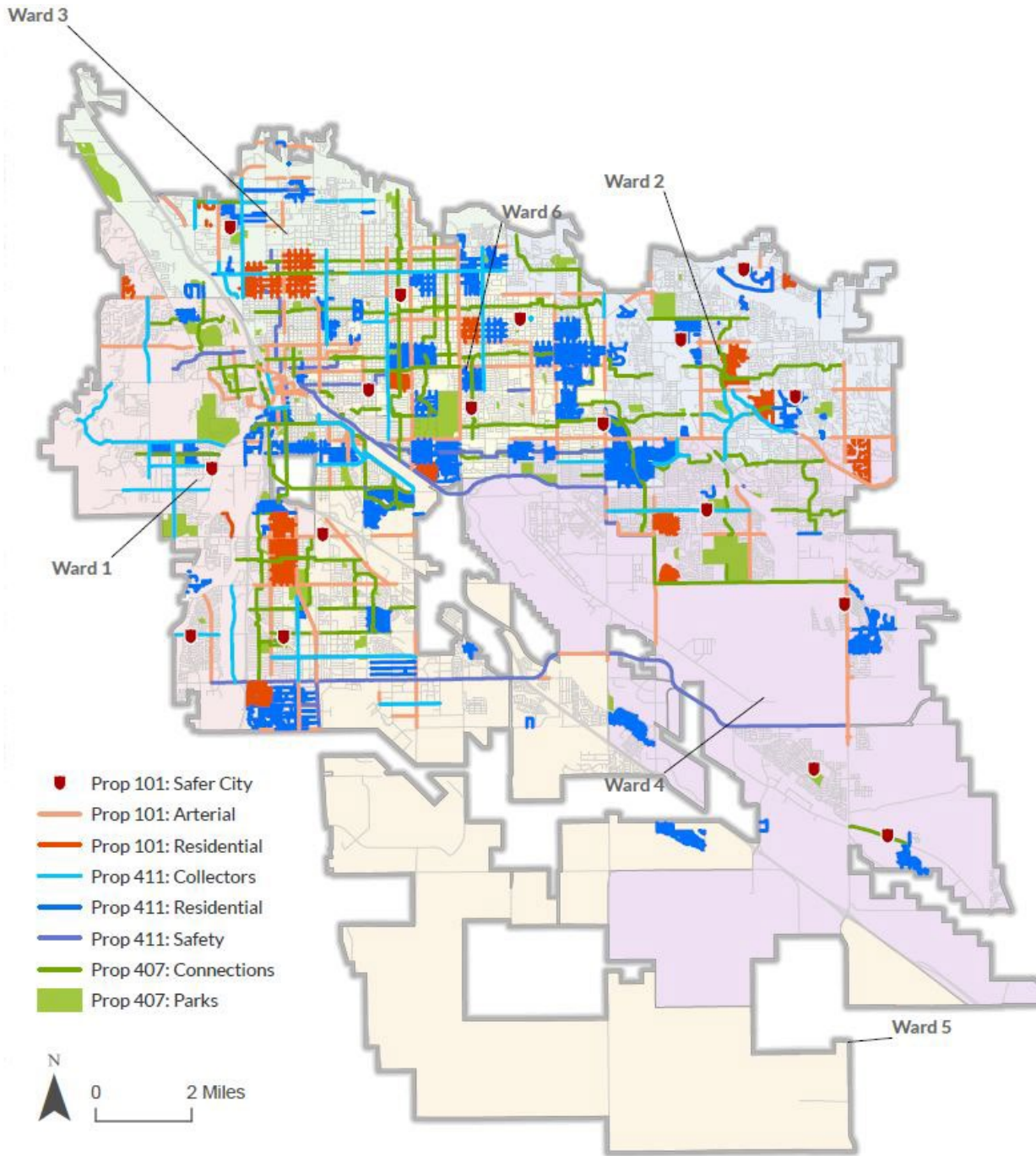


CITY OF  
**TUCSON**

# Tucson Delivers: Safe Streets|Better Streets Proposition 411 Update

April 11, 2024





**In May 2022, Voters within the City of Tucson Approved Proposition 411, levying a half-cent Sales tax for 10 years to improve neighborhood streets and make safety improvements within the City of Tucson**

# How Did We Get Here?

Prior to the Great Recession

<b>Highway User Revenue Fund (HURF)</b> <ul style="list-style-type: none"><li>• Main source for Maintenance, CIP, and Administration</li></ul>	<b>Bonding</b> <ul style="list-style-type: none"><li>• Big projects</li><li>• Paid off over decades from HURF</li></ul>	<b>Federal Funds</b> <ul style="list-style-type: none"><li>• City used primarily for arterial road mill/infill because of administrative burden</li></ul>	<b>Changing Standards</b> <ul style="list-style-type: none"><li>• Safety and accessibility standard changes</li><li>• ADA upgrades an unfunded mandate</li></ul>	<b>Changing Vehicle Fleet</b> <ul style="list-style-type: none"><li>• Fleet fuel efficiency rising, cars getting heavier (more impact to roadways)</li></ul>
--	---	---	--	--

**NO Legislative support for Gas Tax increases –  
Tax of \$0.18 per gallon since 1991**

# How Did We Get Here?

And then the Great Recession....

HURF plummets due to:

- **High fuel prices and unemployment lead to less driving**
- **Less fuel sold and gas tax revenue drops**
- **New car sales drop (remember cash for clunkers?)**
- **State legislature diverts HURF to pay for the DPS...**

# How Did We Get Here?

And then the Great Recession....

HURF plummets due to:

- **High fuel prices and unemployment lead to less driving**
- **Less fuel sold and gas tax revenue drops**
- **New car sales drop (remember cash for clunkers?)**
- **State legislature diverts HURF to pay for the DPS...**

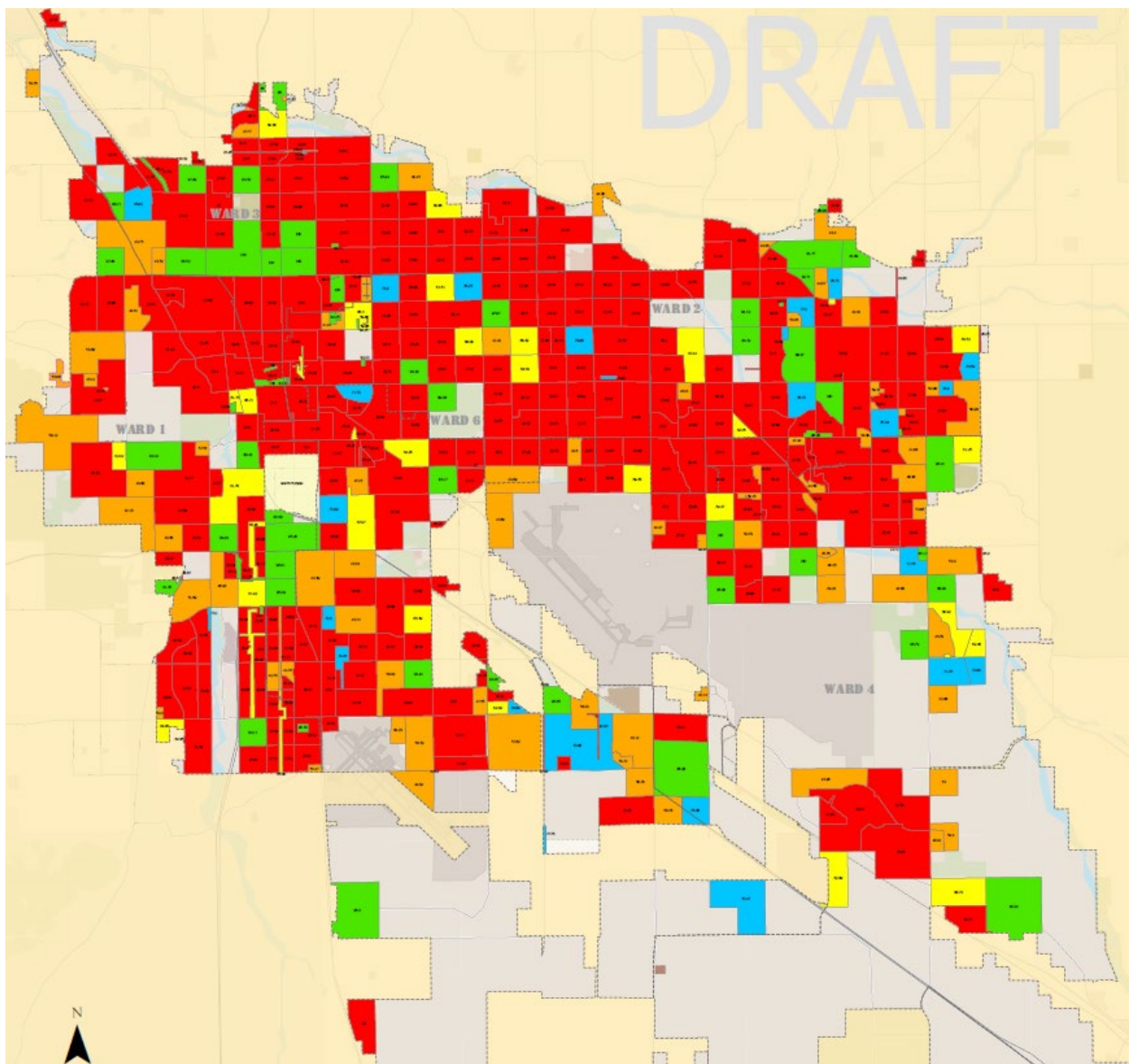
**The City HURF revenue drops by a third...**

# Road Maintenance Becomes a Priority

Tucson Named in Top 10 Worst Roads in America for 2012 by TRIP

- Public supports Prop 409 – Barely – 50.33% in favor – November 2012
  - **\$100 million of General Fund bonds authorized for roads**
- Prop 101 passes in 2017 with a 62.37% in favor
  - **Half-cent Sales Tax for 5 years, 40% to Roads produces \$127 million**

DRAFT



# Current Pavement Conditions

70% of the City's neighborhood streets are in a very poor condition, with OCI's between 20-40

Condition Category
Very Good (80-100)
Good (70-80)
Fair (60-70)
Poor (40-60)
Very Poor (0-40)

# Proposition 411

## Tucson Delivers: Better Streets | Safe Streets

Passed in: May 2022

Margin of 'Yes': 73.09%

Projected Tax Collection: \$740 million

Breakdown: 80%, or \$590 million | Better Streets and 20%, or \$150 million | Safe Streets

Program Duration: 10 Years



### Public Oversight and Accountability

Public oversight is provided by two public City of Tucson Committees and Commissions

Better Streets: Independent Oversight and Accountability Commission (IOAC)

Safe Streets: Complete Streets Coordinating Council (CSCC)



# Neighborhood Streets Funding

Budget available under Prop 411 Neighborhood Streets and MS&R Collector Streets

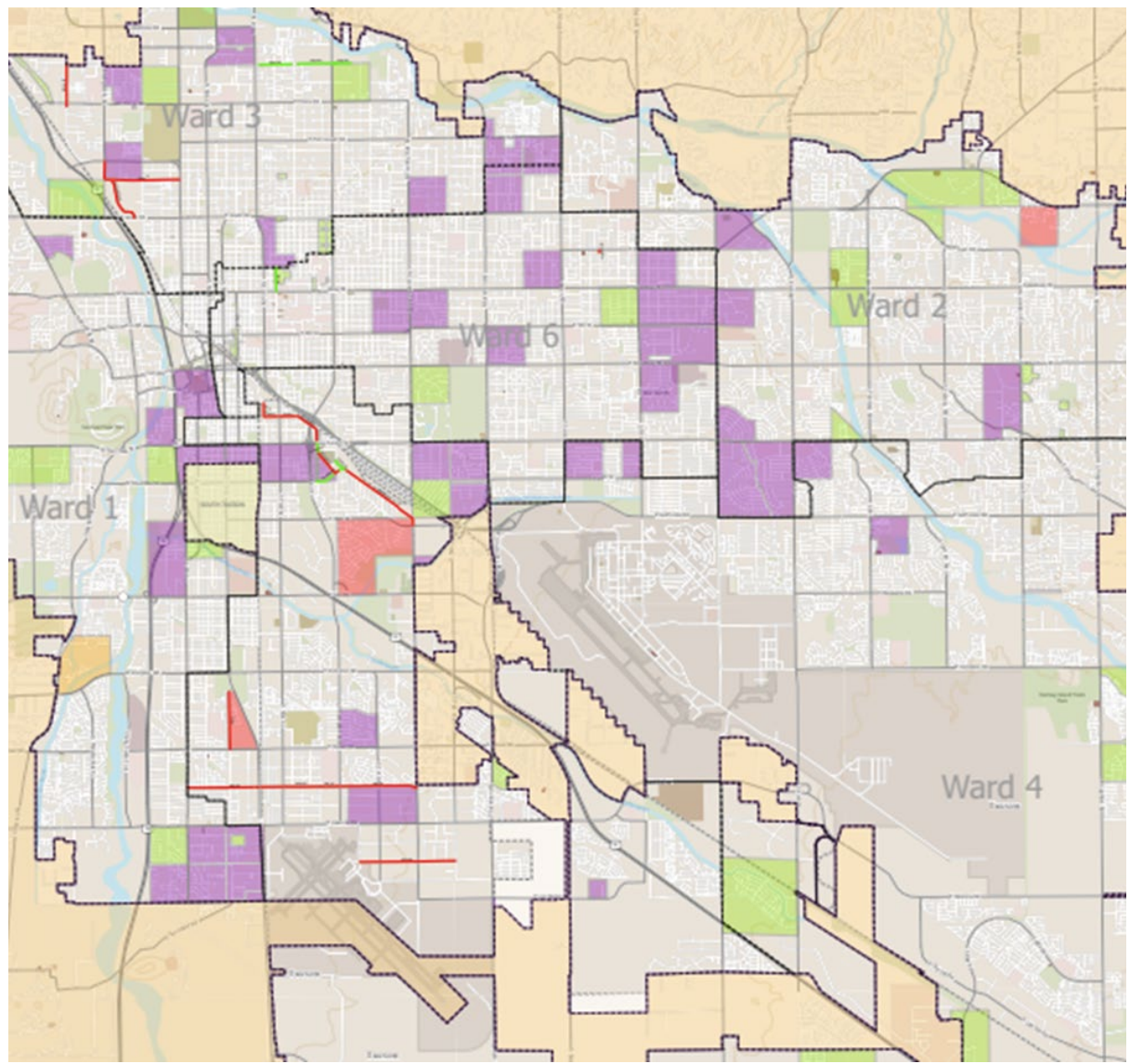
**\$15M**  
per year

Collector Streets on Major  
Streets & Routes Plan

**\$59M**  
per year

Neighborhood Streets Projects

# Prop 411 Initial Project List Improvements



1,300 ADA Ramps (replace or new)

1,382,200 SY Preservation

2,874,004 SY Resurfacing  
(multi-layer surface treatment or thin mill and overlay)

229,842 SY Reconstruction

26,344 SY Rehabilitation (mill and overlay)



Silvercroft



Las Vistas – Phase I



Peter Howell

# Tucson Delivers: Better Streets



Goals: Improve the condition of every City neighborhood street

Projected Tax Collection: \$590 million

Actual Taxes Collected: \$95,631,993 [3/6/2024]

Projects Under Contract: \$62 million




Silvercroft (Ward 1)



Harold Bell Wright (Ward 2)

# Project Kick-off Celebrations



Oak Flower & Blacklidge Drive (Ward 3)



Dietz (Ward 4)

# Current Status

20 Neighborhood Projects Completed (53 centerline miles)

- 11 neighborhoods milled and paved
- 9 neighborhoods received surface treatments

30 Projects Under Contract (133 centerline miles)

- 24 projects in construction
- 94% of the Initial Project List complete or under contract

Reclaimed Asphalt Pavement (RAP)

- 80,000 tons of RAP processed since September 2023
- Substantial cost savings realized on surface treatments, as aggregates are reused rather than sourcing expensive virgin materials.





# Recycling our Pavements

City of Tucson reconstruction and repaving projects are generating approximately 150,000 tons/year of asphalt millings.

Surface treatments allow the City to utilize significant quantities of Reclaimed Asphalt Pavement (RAP) from the City's paving projects as well as used tire rubber collected at the Los Reales Sustainability Campus.

The City of Tucson is performing surface treatments in varying combinations (chip, slurry and micro seals) on streets without significant numbers of potholes.

The City is working with industry to identify hot and cold mix asphaltic cement concrete pavement designs containing RAP

# Next Steps

## Tucson Delivers: Better Streets

Staff has begun scheduling of the Phase I projects, which will take place over the next three years (2024-2026), in coordination with utilities and Prop 407 Bicycle Boulevard projects as well as consideration of equity and ward proportionality.

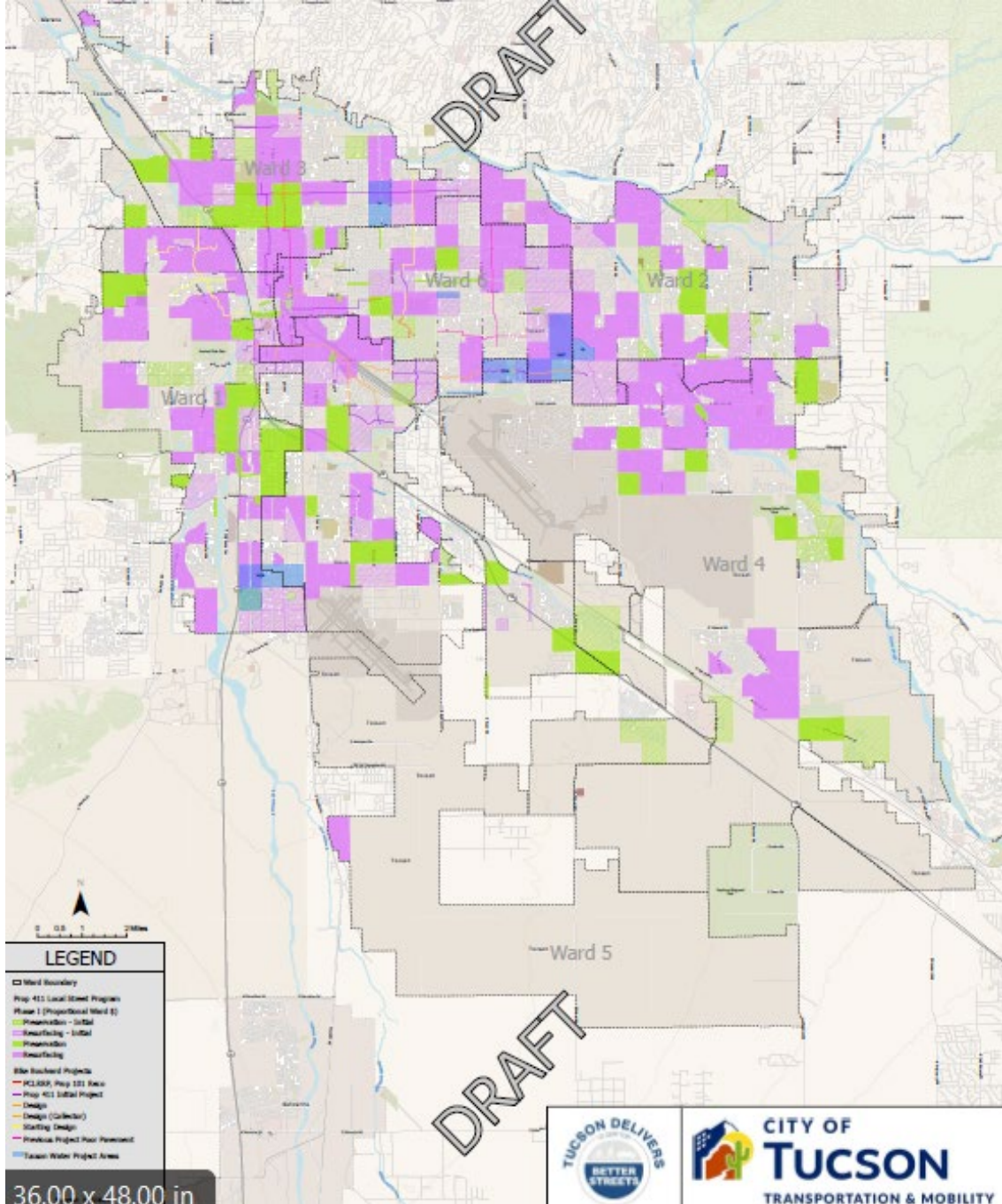
# Phase 1 Projects (2024-2026 construction)

## 134 Neighborhood Resurfacing Projects

- Approximately 55% of neighborhoods milled and paved
- Remaining 45% of neighborhoods received surface treatments (typically multiple layers)

## Pavement Preservation Treatments

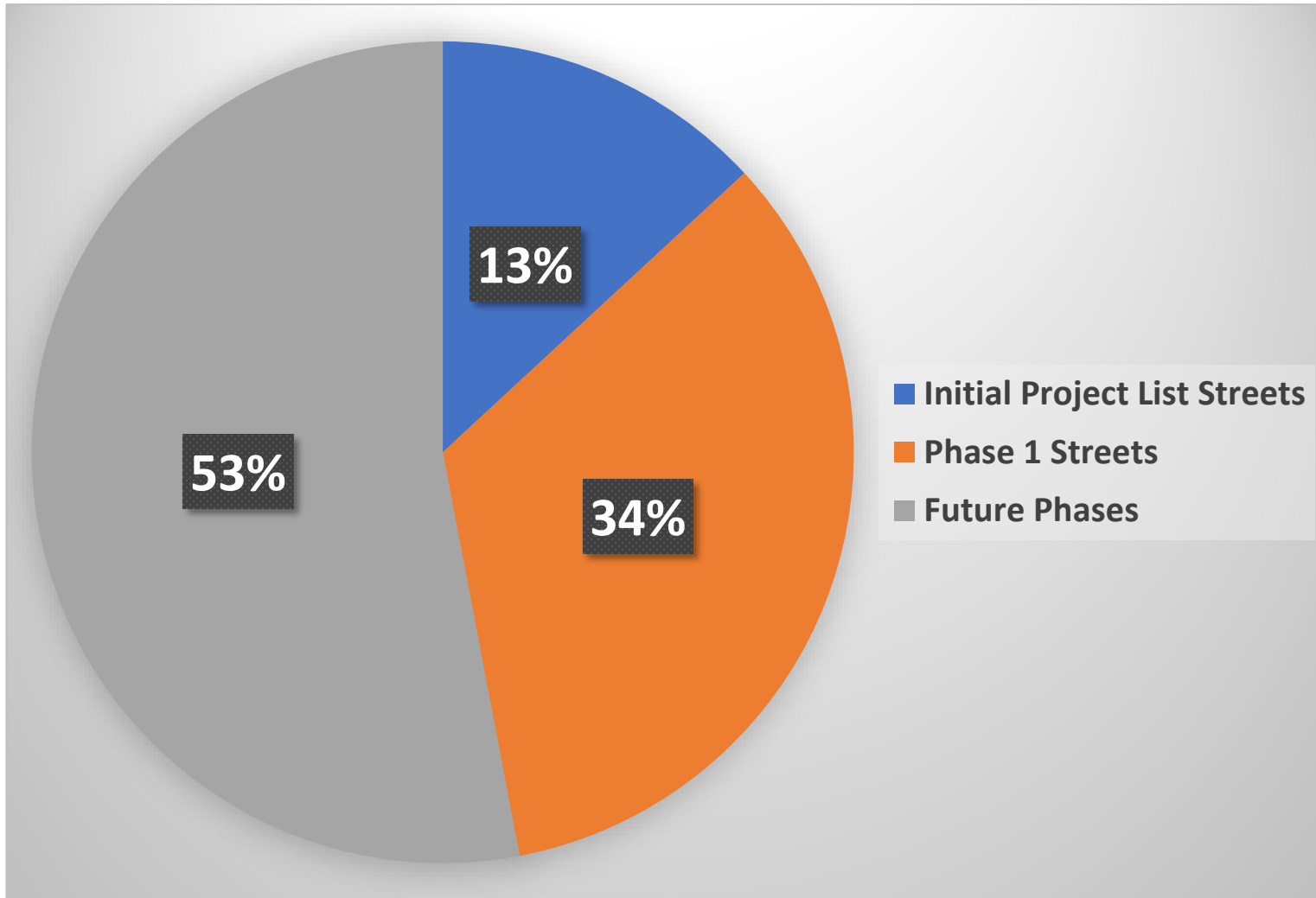
- Routine maintenance treatment program resumed to preserve recently paved areas
- 60 neighborhoods slated for preservation treatment





# Prop 411 Program Phases

Prop 411 implementation Plan includes an Initial Project List, and three, 3-year phases. All Tucson neighborhood streets will be improved through Prop 411.





# Collector Street Program

Goals: Collector street preservation and improvement

Fund Allocation: \$15 million per year/5 years

Achievements: Independent Oversight and Accountability Commission (IOAC) approved 5-Year Collector Street Project List on January 22, 2024

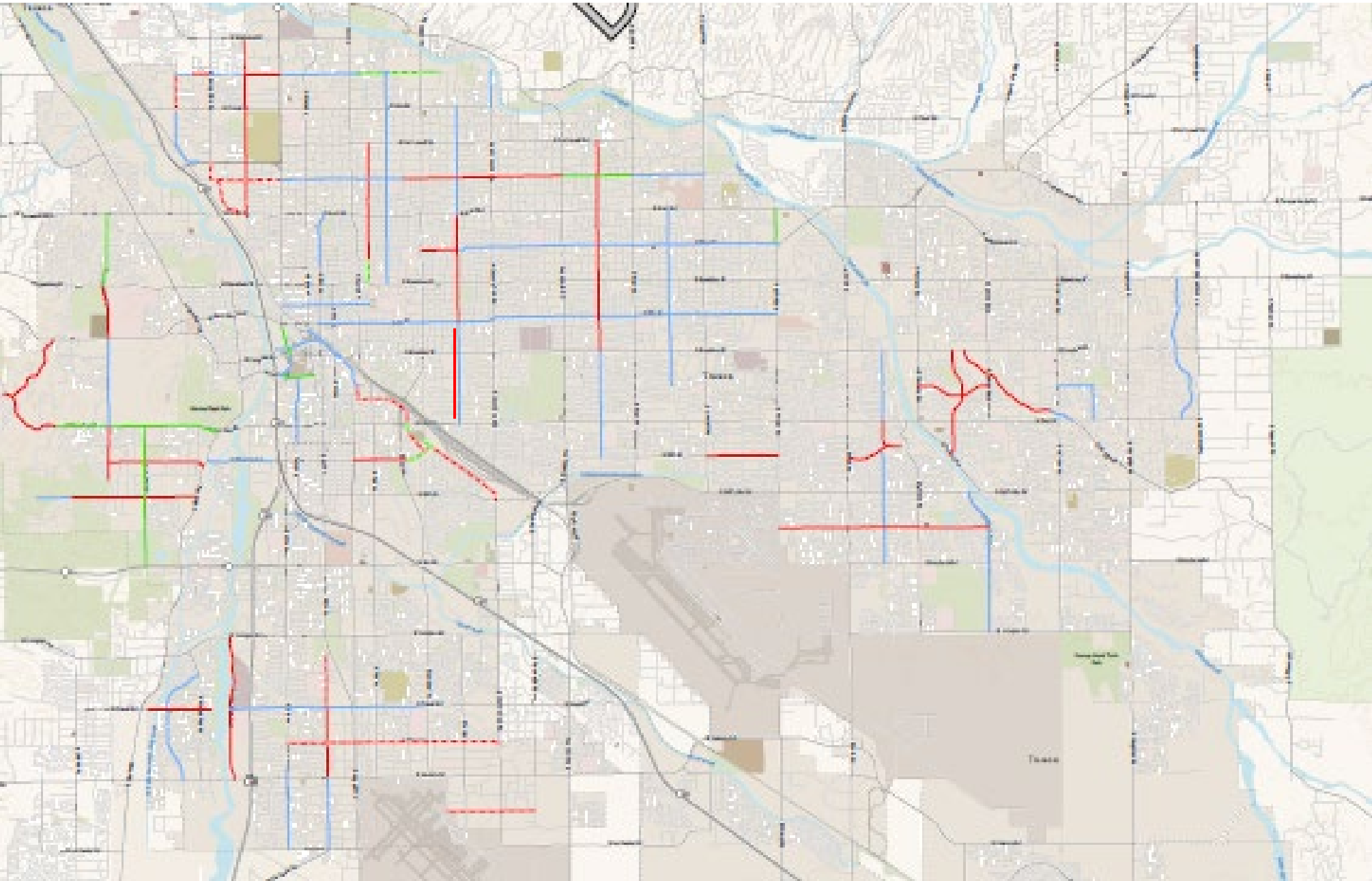
Projects In Construction: Old Spanish Trail, Broadway to Harrison Road

Projects Under Contract: Starr Pass/Players Club & Tucson Boulevard, 22<sup>nd</sup> Street to 6<sup>th</sup> Street

Projects In Design: 6 total



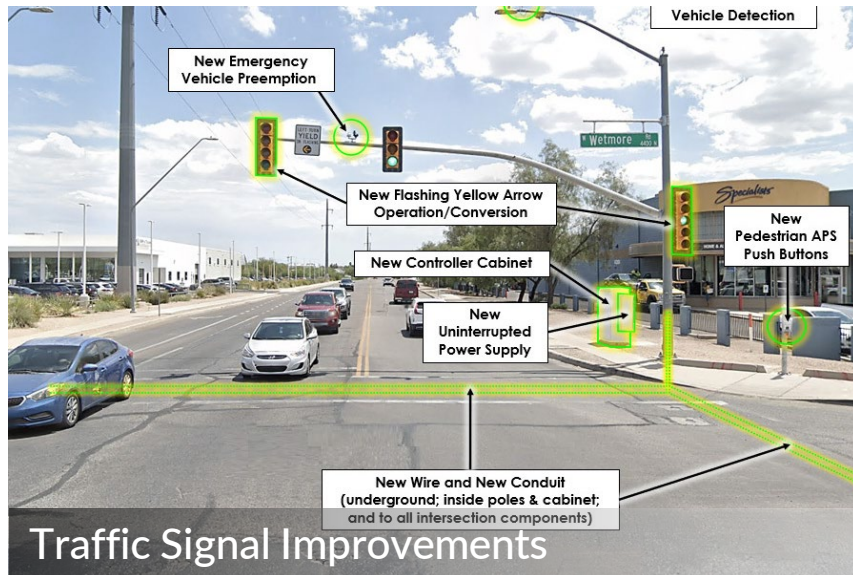
BEFORE – Old Spanish Trail



# Collector Street Program

Collector streets approved for resurfacing by the IOAC

# Tucson Delivers: Safe Streets



Goals: Provide systemwide street safety improvements that benefit all users and modes, including street lighting, sidewalks, bicycle network enhancements, traffic signal technology upgrades and traffic-calming features.

Projected Tax Collection: \$150 million

Actual Taxes Collected: \$23,907,998 [2/12/2024]

		Funding Percentage	Estimated Total Funding
<b>Sidewalk and Pedestrian Accessibility Improvements</b>			
1	Sidewalks and other pedestrian-accessibility improvements to create safer and more comfortable routes for walking, biking, and rolling.	30%	\$45M
<b>Bicycle Network Enhancements</b>			
2	Bicycle safety improvements that retrofit existing streets to add buffered or protected bicycle lanes, upgrade local streets to bicycle boulevards, and make other improvements to Tucson's bicycle network.	20%	\$30M
<b>Systemwide Safety Improvements</b>			
3	Projects to improve systemwide safety for various modes of travel, including crossing improvements, such as High-Intensity Activated Crosswalk (HAWK) signals, street lighting, and neighborhood safety improvements. Neighborhood safety improvements will equal approximately 10% of this funding category and will include traffic circles, chicanes, speed bumps, and other traffic calming features.	30%	\$45M
<b>Traffic Signal Technology Upgrades</b>			
4	Upgrade Tucson's traffic signal technology along major roadways to support safe, efficient travel across the City. Priority corridors will be identified based on engineering analyses and traffic safety data.	20%	\$30M

Citizens' accountability and oversight groups will monitor projects and expenditures to ensure funds are spent as directed by voters.





# Current Status

## 28 Street Safety Projects Completed

- 26 locations received traffic signal technology upgrades
- 1 installation of sidewalk and curb access ramps (Greewood Road corridor)
- 1 solar light installation (Star Avenue/16<sup>th</sup> Street & Aviation Bikeway)

## 2 Street Safety Projects In Construction

## 12 Street Safety Projects In Design

## 52 Mini-Grant Program Applications Received

- Complete Streets Coordinating Council (CSCC) to review and approve in Spring 2024



# Project Layering



**Goals:** Combine funding from the Collector Street Program and 411 safety funds to deliver Complete Streets projects consistent with Move Tucson goals

**Fund Allocation:** Will be determined through the development of the Safe Streets Implementation Plan (SSIP)

**Achievements:** Completed sidewalks on Greasewood, resurfacing the side path of Old Spanish Trail

**Projects In Design:** Bilby Road and Limberlost Dr



# Next Steps

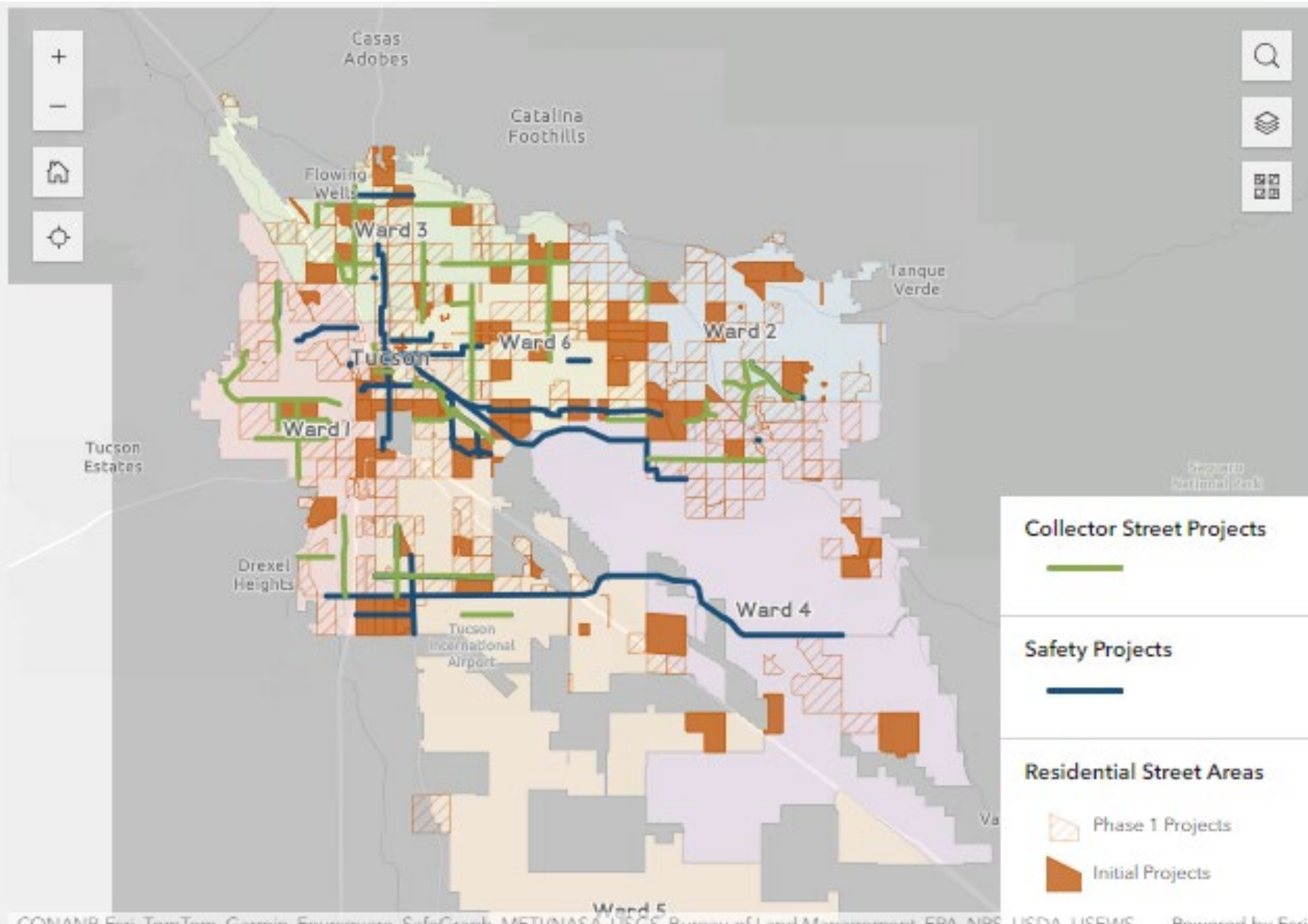
## Tucson Delivers: Safe Streets

Staff has begun evaluating opportunities to layer street safety projects on 15 corridors as part of the Collector Street Program.

Staff anticipates presenting recommendations to the Complete Streets Coordinating Council by May 2024 for approval.



# Tucson Delivers Interactive Map



<https://tucsondelivers.tucsonaz.gov/pages/better-streets-safe-streets>



# Challenges and Decisions Ahead

- Funding for Arterial Roads – No funding currently available
- Utility funding, particularly for water main replacement
- Funding to continue Collector Street improvements
- Funding for Neighborhood Streets after 2032



Questions?